

# WINDOWS. FOR LIFE.



## **GOLDENCLAD®**

ALUMINUM CLAD WINDOWS, ENTRIES AND PATIO DOORS

## **GOLDENWOOD®**

ALL WOOD WINDOWS, ENTRIES AND PATIO DOORS



We're ready to help transform your vision into reality.  
MANUFACTURED SINCE 1961

# GOLDENCLAD

Our GoldenClad product line offers versatility with a beautiful wood interior and a maintenance free, extruded aluminum-clad exterior for your home. The windows and doors are available in 6 standard exterior colours with an additional 28 optional colours to choose from. Custom colours are also available.




# GOLDENWOOD

Our GoldenWood products are perfect for log homes or to maintain the authenticity of heritage homes. Wood interior and exterior combined with our in-house mill allows you to customize your windows to fit almost any application from gothic windows to custom size double hung windows with a camber sash.




## STANDARD COLOURS



## OPTIONAL COLOURS



## HARDWARE OPTIONS (may vary by product)



## COLOUR NOTES

- GoldenWood products feature a wood exterior.
- Window interiors are available primed.
- Colour and grain variations are natural characteristics of wood.
- Due to printing limitations, the colours shown on this page may differ from actual colours. Please contact us for exact colour and finish samples.


## GRILLE PATTERNS



## OPTIONAL ACCESSORIES



## GRILLE OPTIONS

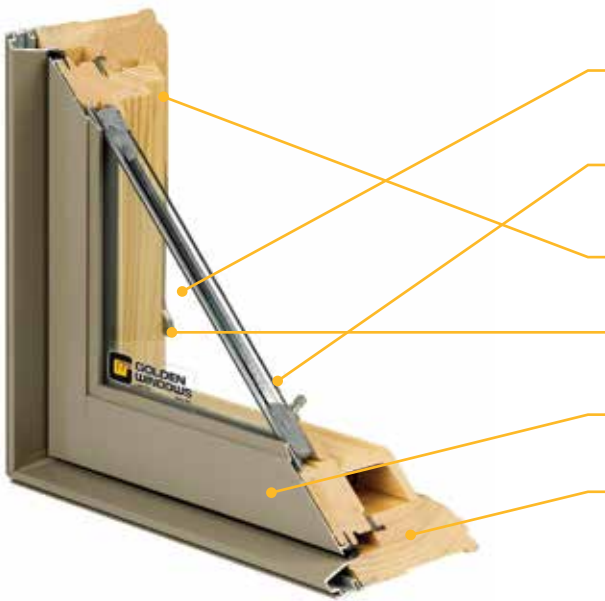


# CASEMENT & AWNING WINDOWS



The ever-popular and timeless casement window will add visual appeal, functionality and energy efficiency to your home. These windows open completely, allowing you to direct natural airflow into your home. An awning window works in a similar fashion to a casement window, operating by cranking a handle that extends the bottom of the sash outwards. The top hinging feature is an excellent way to provide ventilation under unpredictable weather conditions. Both the operating casement and awning windows offer the sleek design of the Encore™ hardware system. It is a smoother, contemporary, integrated hardware look. Its compact design reduces the potential for interference with your blinds and curtains.

# FEATURES & BENEFITS



For increased energy efficiency, GoldenGlass® offers Low E glass and argon filling as standard.

Warm Edge Technology combined with Intercept™ spacer increases the thermal performance. Consider using our Superspacer® option to further reduce the U-value and increase energy ratings.

The beauty and warmth of straight-grained pine offers the choice of painted or stained interiors. Alternate species available upon request.

Standard multipoint locking hardware offers exceptional operation with a single lever for ease of use.

Low-maintenance extruded aluminum cladding offers a weather resistant, beautiful exterior finish.

Operating and fixed units have a common interior and exterior appearance for aesthetic uniformity.

## SIZES

GoldenClad and GoldenWood casement and awning windows are available in a wide range of standard and custom sizes that will meet most new construction and renovation requirements.

Exact Frame Size	Width (min - max)	Height (min - max)
Casement	15 3/4" - 35 7/16" 400mm - 900mm	18 1/2" - 76 3/4" 470mm - 1950mm
Fixed Casement	15 3/4" - 70 7/8" 400mm - 1800mm	15 3/4" - 76 3/4" 400mm - 1950mm
Awning	15 3/4" - 55 1/8" 400mm - 1400mm	18 1/2" - 47 1/4" 470mm - 1200mm

Please reference the Sizes & Shapes section of the window product page available at [www.goldenwindows.com](http://www.goldenwindows.com) for detailed information regarding rough opening, exact frame sizes, glass size and sizing limitations.

## HARDWARE



White (Standard)

Coppertone (Standard)

Black (Standard)

Oil-Rubbed Bronze

Brushed Nickel

Antique Brass

Various Encore™ hardware finishes are available to match any decor.

## OPTIONS

Select from 6 standard, 28 optional or unlimited custom colours.

Available in GoldenWood with a natural pine exterior.

Multiple grille options including grilles between glass, removable wood grilles and simulated divided lights (SDL).

Choose from Colonial, Victorian, Muskoka and Custom grille patterns.

3 standard and 3 optional hardware finishes to choose from.

Exterior brickmould and sill nosing are available.

White, coppertone, black or wood grain screens available.

## PERFORMANCE

### CLAD/WOOD CASEMENT/AWNING WINDOW (OPERATING)

Class CW-PG40: Size tested 900 x 1950 mm (35.4 x 76.8)-Type C  
 Positive Design Pressure = 2130 Pa (44 psf)  
 Negative Design Pressure = -2130 Pa (-44 psf)  
 Water Penetration Resistance Test Pressure = 400 Pa (8 psf)  
 Canadian Air Infiltration/Exfiltration = A3 Level (0.297/0.239m³/h/m)

### CLAD/WOOD CASEMENT/AWNING WINDOW (FIXED)

Class CW-PG35: Size tested 2000 x 2000 mm (78.7 x 78.7)-Type FW  
 Positive Design Pressure = 1760 Pa (37 psf)  
 Negative Design Pressure = -1760 Pa (-37 psf)  
 Water Penetration Resistance Test Pressure = 730 Pa (15 psf)  
 Canadian Air Infiltration/Exfiltration = Fixed Level (0.097/0.044m³/h/m)

For additional professional details and performance information, including the most current energy efficiency data including Energy Ratings, U-Values, R-Values and Solar Heat Gain Coefficient numbers, please visit [www.goldenwindows.com](http://www.goldenwindows.com).

# DOUBLE HUNG WINDOWS



Double hung windows offer a traditional look to any home with the added features of energy efficiency, and ease of cleaning and maintenance. Multiple layers of weather stripping and a sloped sill aid in water control and energy efficiency. The top and bottom sash operate and pivot towards the interior for easy cleaning and maintenance. The operating sashes offer a wide range of ventilation combinations for controlled air circulation.

# FEATURES & BENEFITS



For increased energy efficiency, GoldenGlass® offers Low E glass and argon filling as standard.

Warm Edge Technology combined with Intercept™ spacer increases the thermal performance. Consider using our Superspacer® option to further reduce the U-value and increase energy ratings.

Constant force balances are concealed in a stationary jamb liner. Experience ease-of-operation as a result of no side pressure.

The beauty and warmth of straight-grained pine offers the choice of painted or stained interiors. Alternate species available upon request.

Cam action lock with security release button and thumb release latches for effortless tilting and removal of sashes.

Foam compression weatherstripping at all critical points for year-round comfort.

Low-maintenance extruded aluminum cladding offers a weather resistant, beautiful exterior finish.

## SIZES

GoldenClad and GoldenWood double hung windows are available in a wide range of standard and custom sizes that will meet most new construction and renovation requirements.

Exact Frame Size	Width (min - max)	Height (min - max)
Double Hung	16 15/16" - 47 1/4" 430mm - 1200mm	29 5/8" - 76 3/4" 752mm - 1950mm
Double Hung Transom	16 15/16" - 70 7/8" 430mm - 1800mm	15 11/16" - 47 1/4" 398mm - 1200mm
Double Hung Picture	16 15/16" - 70 7/8" 430mm - 1800mm	29 5/8" - 76 3/4" 752mm - 1950mm

\*If width is less than 23 5/8", maximum height is 70 7/8".

Please reference the Sizes & Shapes section of the window product page available at [www.goldenwindows.com](http://www.goldenwindows.com) for detailed information regarding rough opening, exact frame sizes, glass size and sizing limitations.

## HARDWARE



White (Standard)



Black (Standard)



Oil-Rubbed Bronze



Antique Brass



Brushed Nickel

## OPTIONS

Select from 6 standard, 28 optional or unlimited custom colours.

Available in GoldenWood with a natural pine exterior.

Multiple grille options including grilles between glass, removable wood grilles and simulated divided lights (SDL).

Choose from Colonial, Victorian, Muskoka and Custom grille patterns.

3 standard and 3 optional hardware finishes to choose from. Optional sash lifts are available.

Jamb liners available in white, grey or a split colour to match the exterior colour of the window with an optional interior wood jamb liner insert.

Exterior brickmould and sill nosing are available.

Cottage style available with a smaller upper sash and a larger lower sash with an optional interior wood jamb liner insert.

## PERFORMANCE

### CLAD/WOOD DOUBLE HUNG WINDOW

Class LC-PG35: Size tested 1159 x 2360 mm (45.6 x 92.9)-Type H  
 Positive Design Pressure = 1710 Pa (36 psf)  
 Negative Design Pressure = -1710 Pa (-36 psf)  
 Water Penetration Resistance Test Pressure = 400 Pa (8 psf)  
 Canadian Air Infiltration/Exfiltration = A3 Level (0.230/0.410m³/h/m)

### CLAD/WOOD DOUBLE HUNG FIXED PICTURE WINDOW

Class CW-PG35: Size tested 2000 x 2360 mm (78.7 x 92.9)-Type FW  
 Positive Design Pressure = 3930 Pa (82 psf)  
 Negative Design Pressure = -3930 Pa (-82 psf)  
 Water Penetration Resistance Test Pressure = 730 Pa (15 psf)  
 Canadian Air Infiltration/Exfiltration = Fixed Level (0.291/0.201m³/h/m)

For additional professional details and performance information, including the most current energy efficiency data including Energy Ratings, U-Values, R-Values and Solar Heat Gain Coefficient numbers, please visit [www.goldenwindows.com](http://www.goldenwindows.com).

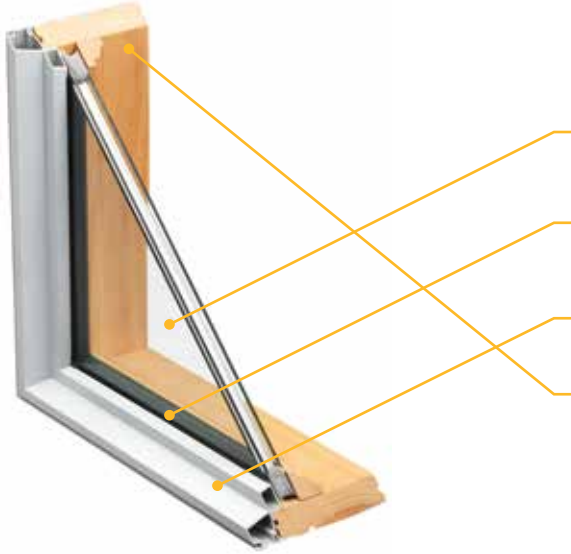
# PICTURE & ARCHITECTURAL WINDOWS



Picture and architectural windows are fixed windows designed to reside over awnings, casement, double hung windows, or can be used individually. These windows have no operating hardware and offer a wide, bright view of the outdoors with only pine visible on the interior. Architectural windows are available in an unlimited range of shapes and sizes to match the style of your home, allowing homeowners to take advantage of the outdoors from the comfort of indoors while adding a dramatic flair to the home.



## FEATURES & BENEFITS



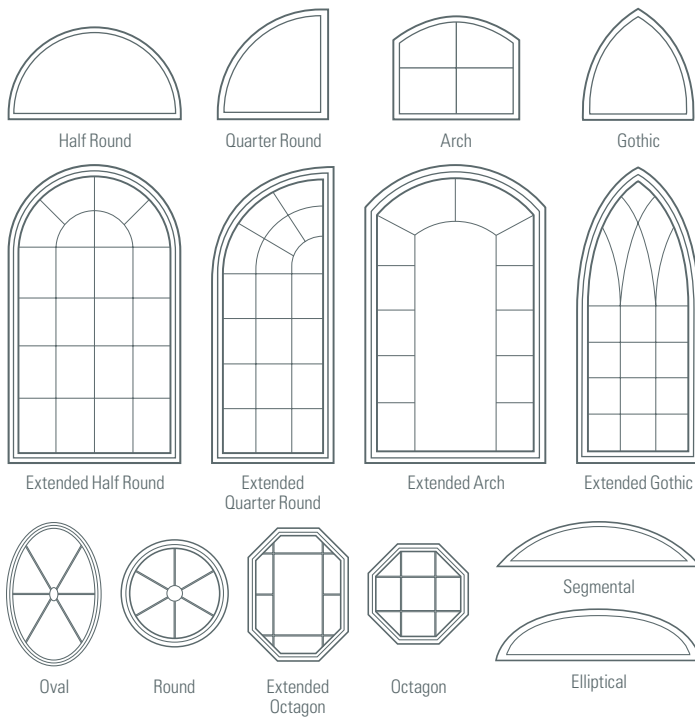
For increased energy efficiency, GoldenGlass® offers Low E glass and argon filling as standard.

Warm Edge Technology combined with Intercept™ spacer increases the thermal performance. Consider using our Superspacer® option to further reduce the U-value and increase energy ratings.

Low-maintenance extruded aluminum cladding offers a weather resistant, beautiful exterior finish.

Natural unfinished pine will add warmth to the interior of any home. Alternate species available upon request.

## SHAPES



## SIZES

GoldenClad and GoldenWood picture and architectural windows are available in a wide range of standard and custom sizes that will meet most new construction and renovation requirements.

Exact Frame Size	Width (min - max)	Height (min - max)
Rectangle	4" - 110 1/4" 100mm - 2800mm	4" - 110 1/4" 100mm - 2800mm
Half Round	19 11/16" - 110 1/4" 500mm - 2800mm	9 13/16" - 55 1/8" 250mm - 1400mm
Elliptical	47 1/4" - 110 1/4" 1200mm - 2800mm	11 13/16" - 27 9/16" 300mm - 700mm

\*Maximum square footage of actual frame size cannot exceed 50 ft<sup>2</sup> or 4.64m<sup>2</sup>.

Please reference Sizes & Shapes section of the window product page available at [www.goldenwindows.com](http://www.goldenwindows.com) for detailed information regarding rough opening, exact frame sizes, glass size and sizing limitations.

## OPTIONS

Select from 6 standard, 28 optional or unlimited custom colours.

Available in GoldenWood with a natural pine exterior.

Multiple grille options including grilles between glass, removable wood grilles and simulated divided lights (SDL).

Choose from Colonial, Victorian, Muskoka and Custom grille patterns.

Exterior brickmould and sill nosing are available.

## PERFORMANCE

### CLAD/WOOD FIXED PICTURE WINDOW

Class CW-PG35: Size tested 1600 x 3200 mm (63 x 126.0)-Type FW  
 Positive Design Pressure = 3870 Pa (81 psf)  
 Negative Design Pressure = -3870 Pa (-81 psf)  
 Water Penetration Resistance Test Pressure = 730 Pa (15 psf)  
 Canadian Air Infiltration/Exfiltration = Fixed Level (0.232/0.174m<sup>3</sup>/h/m)

For additional professional details and performance information, including the most current energy efficiency data including Energy Ratings, U-Values, R-Values and Solar Heat Gain Coefficient numbers, please visit [www.goldenwindows.com](http://www.goldenwindows.com).

# SLIDING PATIO DOORS



A sliding patio door is an excellent choice for those who seek the stability, strength and beauty of a sliding door. With the warmth and elegance of a natural wood interior and the strength of a laminated core, this product will exceed your performance expectations. With a standard multi-point-locking mechanism and a stainless steel track, a sliding patio door will provide long lasting, smooth operation and safety for your home.

# FEATURES & BENEFITS



Engineered wood featuring a durable structural core that ensures your sliding patio door will last a long time.

The multipoint locking system adds safety and reliability using premium handle sets that feature a contour shape which is both elegant and easy to grasp.

Permanently lubricated tandem rollers to ensure a smooth gliding door on a stainless steel track.

A continuous plane of weatherstripping results in a tight seal, reducing air infiltration and improving the overall energy efficiency.

The screen features a full height integrated pull handle with four separate ball bearing, fully adjustable, plated steel roller mechanisms for smooth operation (not shown).

*\*Sliding door image is a display model and not indicative of final proportions.*

## OPTIONS

Available in both the traditional (wide rail) and the contemporary (narrow rail) designs.

Select from 6 standard, 28 optional or unlimited custom colours.

2 standard and 6 optional hardware finishes to choose from.

Available in GoldenWood with a natural pine exterior.

Multiple grille options including grilles between glass, removable wood grilles and simulated divided lights (SDL).

Choose from Colonial, Victorian, Muskoka and Custom grille patterns.

Available in both the traditional (wide rail) and the contemporary (narrow rail) designs.

Optional foot bolt and keyed-lock assembly.

## SIZES

GoldenClad and GoldenWood sliding patio doors are available in a wide range of standard and custom sizes that will meet most new construction and renovation requirements.

Standard Double Sliding Door (OX or XO) Widths	59" (1498mm), 70 15/16" (1802mm), 95" (2412mm)
Standard Quad Sliding Door (OXXO) Widths	117 13/16" (2992mm), 141 3/4" (3600mm), 189 3/4" (4820mm)
Standard Heights	79 3/8" (2016mm), 82 3/8" (2093mm), 95 3/8" (2423mm)

\*Custom sizes available upon request.

Please reference the Sizes & Shapes section of the window product page available at [www.goldenwindows.com](http://www.goldenwindows.com) for detailed information regarding rough opening, exact frame sizes, glass size and sizing limitations.

## HARDWARE



White (Standard)   Black (Standard)   Brass   Antique Brass   Oil-Rubbed Bronze   Brushed Nickel   Bright Chrome   Western Pewter

## PERFORMANCE


### CLAD/WOOD SLIDING PATIO DOOR

Class LC-PG30: Size tested 2412 x 2423 mm (94.96 x 95.39)-Type SD  
 Positive Design Pressure = 1440 Pa (30 psf)  
 Negative Design Pressure = -1440 Pa (-30 psf)  
 Water Penetration Resistance Test Pressure = 400 Pa (8 psf)  
 Canadian Air Infiltration/Exfiltration = A3 Level (0.892/0.921m<sup>3</sup>/h/m)

### CLAD/WOOD SLIDING PATIO DOOR SIDELITE

Class LC-PG30: Size tested 1251 x 2423 mm (49.25 x 95.39)-Type SLT  
 Positive Design Pressure = 1440 Pa (30 psf)  
 Negative Design Pressure = -1440 Pa (-30 psf)  
 Water Penetration Resistance Test Pressure = 510 Pa (11 psf)  
 Canadian Air Infiltration/Exfiltration = A3 Level (0.443/0.433m<sup>3</sup>/h/m)

For additional professional details and performance information, including the most current energy efficiency data including Energy Ratings, U-Values, R-Values and Solar Heat Gain Coefficient numbers, please visit [www.goldenwindows.com](http://www.goldenwindows.com).



Golden Windows is focused and committed to protecting our environment. Our manufacturing team is constantly looking for ways to maximize resources and reduce waste, while providing our customers with long lasting, energy efficient windows and doors. Golden Windows is a proud Energy Star® participant, offering the benefits of energy savings, improved interior comfort, additional protection of your home's interior and reduced condensation.

## GOLDENWINDOWS

---

In 1961, Golden Windows began as a small Kitchener millwork plant with only a handful of employees under the name Golden Triangle Windows. Over the five decades the company has been in operation, much has changed, both in consumer taste and window innovation, but it remains a family owned and operated organization. By focusing on the needs and desires of our customers, the business has continued to grow and expand. Golden Windows is now an integrated designer, manufacturer and distributor of quality windows and doors servicing Ontario, portions of the United States and other countries such as the Cayman Islands, Great Britain and Japan.

Golden Windows is a reliable source for high quality products manufactured at our facility in Kitchener, Ontario. We combine a highly skilled, craftsman oriented workforce with the latest technology to produce aluminum, wood and vinyl windows and doors that exceed your need for energy efficiency, natural air flow and easy cleaning and maintenance. This is done by partnering with our suppliers and quality builders, renovators and dealers to satisfy your every need.

By being one of only a few window and door companies that have obtained the ISO 9001 designation, we are able to consistently provide exceptional lead times and on-time delivery of these superior products. By believing in a philosophy of continuous improvement, our products have been designed to provide you with trouble-free performance. We are confident that you will enjoy your Golden Windows for many years to come.

Golden Windows has retail locations in Kitchener, London and Kanata. Our products are also available through quality builders, renovators and dealers.

### KANATA SHOWROOM

1112 March Road, Kanata ON K2W 1B9  
Phone: 613-592-9111  
Fax: 613-592-0888

### KITCHENER HEAD OFFICE AND SHOWROOM

888 Guelph Street, Kitchener ON N2H 5Z6  
Phone: 519-579-3810 or 1-800-265-2290  
Fax: 519-579-8900

### LONDON SHOWROOM

309 Exeter Road, London ON N6L 1C1  
Phone: 519-652-1677  
Fax: 519-652-9110



[www.goldenwindows.com](http://www.goldenwindows.com)

